






2026 RAM CHASSIS CAB PAYLOAD & TOWING WEIGHT CAPACITIES



RAM
PROFESSIONAL

POWERTRAINS



6.4L HEMI® V8 WITH FUEL SAVER TECHNOLOGY

- Standard gas 375 hp with 6.4L HEMI® V8 engine and all-new TorqueFlite HD 8-speed ZF Powerline 8AP430 automatic transmission
- Gas torque of 429 lb-ft
- Variable-cam timing (VCT) helps deliver more consistent power across a wider torque band with greater fuel efficiency
- Multiple Displacement System (MDS) fuel saver cylinder-deactivation technology
- Interactive Deceleration Fuel Shut Off feature (iDFSO)
- 8,000 mile oil change interval, 5-Year/60,000-Mile Powertrain Limited Warranty¹

6.7L CUMMINS® I6 TURBO DIESEL

- 360 hp/800 lb-ft of torque (all-new TorqueFlite HD 8-speed ZF Powerline automatic transmission)
- Pilot-fuel injection and common rail architecture
- Ram Active Air™ computer-controlled air intake system
- Choice of 12,000 or 15,000 mile oil change interval, 5-Year/100,000-Mile Powertrain Limited Warranty¹

TORQUEFLITE 8-SPEED AUTOMATIC

- Standard on 3500
- On-the-fly shift mapping with more than 40 individual maps to optimize shift quality/points regardless of load or conditions
- Level of shift refinement not usually seen in heavy-duty chassis cabs
- Fully electronically controlled operation

TORQUEFLITE HD 8-SPEED AUTOMATIC

- Teamed with 6.4L HEMI® V8 (standard 4500/5500, available 3500)
- Teamed with 6.7L Cummins Turbo Diesel engine (all applications)
- High Output Capability
- PTO capable left and right side, moving or stationary, 4x2 or 4x4 configurations

BEST-IN-CLASS²

- The 2026 Ram 4500/5500 Chassis Cabs offer Best-in-Class available diesel horsepower (360)
- The 2026 Ram 4500/5500 Chassis Cabs offer Best-in-Class gas horsepower
- The 2026 Ram 3500/4500/5500 Chassis Cabs offer Unsurpassed-in-Class 15K selectable diesel oil change intervals
- The 2026 Ram 3500/4500/5500 Chassis Cabs offer Best-in-Class available on-board power system (2.4kW)
- The 2026 Ram 3500/4500/5500 Chassis Cabs offer Best-in-Class available diesel dual alternator output (480 amps)

CLASS-EXCLUSIVE²

- The 2026 Ram 3500/4500/5500 Chassis Cabs offer Class-Exclusive available electronic front axle disconnect
- The 2026 Ram 3500/4500/5500 Chassis Cabs offer Class-Exclusive available power convex trailer tow mirrors
- The 2026 Ram 3500/4500/5500 Chassis Cabs offer Class-Exclusive available Front and Rear Park Assist³
- The 2026 Ram 4500/5500 Chassis Cabs offer Class-Exclusive available CHMSL camera⁴
- The 2026 Ram 3500/4500/5500 Chassis Cabs offer Class-Exclusive Adaptive Cruise Control⁵
- The 2026 Ram 3500/4500/5500 Chassis Cabs offer Class-Exclusive active grille shutters
- The 2026 Ram 3500/4500/5500 Chassis Cabs offer Class-Exclusive available Traffic Sign Recognition⁶
- The 2026 Ram 3500/4500/5500 Chassis Cabs offer Class-Exclusive available Drowsy Driver Detection⁶

KEY FEATURES

- Telescoping Next-Gen Trailer-Tow Mirrors (standard manual/available power)
- Available 2.4Kw on board power
- LED headlamps and fog lamps
- Available Tow Mode camera range covers trailers up to 50'
- Available Digital Rearview Mirror 3.0 (DRVM 3.0) with side camera integration
- Available Trailer-Tow Pages Application for comprehensive trailer monitoring and control
- Available 12" Digital Cluster
- Available Trailer Reverse Steering Control
- Adaptive Cruise Control⁵
- Forward Collision Warning⁷ with Pedestrian/Cyclist Detection and Automatic Emergency Braking⁷
- Rear Seat Reminder Alert (RSRA on Crew Cab models)
- Available left and right side PTO capability with diesel or gas 4x4 models
- Available split-shaft PTO capability (included with either left- or right-side prep packages) with 6.7L Cummins Turbo Diesel I6
 - 2025 PTO enhancements provide minimum split shaft PTO hp while stationary, speeds up ramp/response rate of remote throttle, improves upfitter friendliness, provides safeguards to protect engine and PTO equipment and provides fail-safe to allow aerial lifts to be lowered if engine power is lost
- Largest-In-Class available dual fuel tank capacity² (3500/4500/5500)
- Available dual fuel-tank capacity of 74 gallons – dual fuel tanks available with the 6.4L HEMI® V8
- Six standard electrical interface switches and available Vehicle System Interface Module (VSIM) with input/output capacity to 70+
- Available Keyless Enter™ n Go™ w/Passive Entry
- Available Security alarm⁸, remote start⁸, trailer brake control
- Adjustable-mount ParkView® Rear Back Up Camera⁴, CHMSL camera⁴, mirror-mounted spot lights, back-up alarm
- Available Relocatable Center High Mounted Stop Lamp Camera⁴
- Auxiliary wired camera shipped "loose" with vehicle so the upfitter can position it in an optimal location based on the upfit – includes factory wiring and mounting provisions
- Available Lane Keep Assist¹⁰ (3500)
- Available ParkSense® Front and Rear Park Assist System³
- Available power adjustable pedals
- Work grade vinyl seats (standard on Tradesman)
- Standard Uconnect 5 with 8.4" Display or Available Uconnect® 5 NAV with 12" Display – split-screen capability for greater flexibility and ease of use, multi-touch gesturing (e.g., pinch/zoom, touch/drag, etc.), built-in TomTom map-in-cluster Navigation (TomTom Traffic and Travel Services¹¹ six-month trial), HD Radio, Wi-Fi® Hotspot¹², wireless Apple CarPlay¹³ support, wireless Android Auto¹⁴ and Alexa Built-In¹⁵
- SiriusXM® MyControl 360L (similar to XM On Demand) featuring more than 5,000 hours of on-demand audio content
- Available dual wireless charging pad
- Standard 3.5-inch color display in cluster or available 7-inch full-color cluster
- Trailer light check (standard on Laramie)
- Unsurpassed-In-Class available max front GAWR² (6000 lb)

MAXIMUM TRAILER WEIGHT CAPACITIES¹⁷

ENGINE/ TRANSMISSION	REAR WHEELS	AXLE RATIOS	GVWR	GCWR	Models	REGULAR CAB (4X2/4X4)				CREW CAB (4X2/4X4)	
						60" CA	84" CA	108" CA	120" CA	60" CA	84" CA
6.4L HEMI® V8/ TORQUEFLITE 8-SPEED AUTOMATIC	Single	4.10	11,040	22,000	3500	16,000/15,660				15,560/15,140	
						15,740/15,400				15,680/15,330	
	Dual	4.10	13,500	22,000	3500	18,880/18,540				18,440/18,020	
						18,550/18,280				18,500/18,140	
6.4L HEMI® V8/ TORQUEFLITE HD 8-SPEED AUTOMATIC	Single	4.10	11,040	25,000	3500	21,240/20,920				20,980/20,570	
						21,240/20,920				20,980/20,570	
	Dual	4.10	14,000	25,000	3500	21,240/20,920				20,760/20,400	
						21,240/20,920				20,760/20,300	
	Dual	4.44	15,000	28,500	4500	18,730/18,410				18,240/17,880	
						18,500/18,140				18,500/18,140	
Dual	4.44	16,000	28,500	4500	21,240/20,920				20,980/20,570		
					21,240/20,920				20,980/20,570		
	4.44	18,000	26,000	5500	21,240/20,920				20,760/20,300		
					21,240/20,920				20,760/20,300		
6.7L CUMMINS® I6/ TORQUEFLITE HD 8-SPEED AUTOMATIC	Single	3.42	11,600/12,000	27,500	3500	20,440/20,170				20,000/19,540	
						25,680/25,410				25,620/25,210	
	Dual	4.44	15,000	37,500	4500	29,410/29,110				28,950/28,550	
						29,440/29,110				28,950/28,550	
	Dual	4.44	16,000	37,500	4500	29,410/29,070				28,950/28,550	
						29,410/29,070				28,950/28,550	
Dual	4.44	16,500	37,500	5500	29,380/29,040				28,890/28,520		
					34,880/34,540				34,770/34,380		
Dual	4.44	19,500	43,000	5500	29,110/28,790				28,950/28,550		
					29,070/28,720				28,950/28,550		

3500 models

4500 models

5500 models

¹⁷When properly equipped. All weights given in pounds and rounded to the nearest 10 lb. Trailer Weight and Payload Rating are mutually exclusive. GAWRs, GVWRs and GCWRs should never be exceeded. The recommended tongue weight is determined by class hitch receiver and hardware limits of upfit.

¹⁸With AISIN AS56RC 6-speed automatic transmission.

MAXIMUM PAYLOAD CAPACITIES¹⁷

Engine/Transmission	Rear Wheels	GVWR	Models	REGULAR CAB (4X2/4X4)				CREW CAB (4X2/4X4)		
				60" CA	84" CA	108" CA	120" CA	60" CA	84" CA	
6.4L HEMI® V8/ TORQUEFLITE 8-SPEED AUTOMATIC	Single	11,040	3500	5,190/4,850				4,750/4,330		
				7,390/7,050				7,330/6,980		
Dual	13,500	22,000	3500	5,070/4,730				4,630/4,210		
				7,710/7,440				7,650/7,290		
6.4L HEMI® V8/ TORQUEFLITE HD 8-SPEED AUTOMATIC	Single	11,040	3500	7,890/7,570				7,340/7,010		
				7,730/7,390				7,630/7,210		
	Dual	13,500	22,000	3500	8,890/8,570				8,410/8,060	
					9,390/9,070				9,130/8,710	
	Dual	15,000	25,000	4500	10,880/10,570				10,390/10,040	
					10,790/10,370				10,870/10,310	
Dual	16,000	28,500	4500	11,880/11,590				11,890/11,540		
				12,290/11,960				12,370/11,830		
6.7L CUMMINS® I6/ TORQUEFLITE HD 8-SPEED AUTOMATIC	Single	11,600/12,000	3500	4,690/4,820				4,250/4,190		
				6,830/6,570				6,770/6,370		
	Dual	13,500	22,000	3500	7,060/6,760				6,610/6,210	
					8,090/7,760				7,910/7,590	
	Dual	15,000	25,000	4500	8,560/8,220				8,110/7,700	
					8,410/8,040				8,280/7,860	
Dual	16,500	37,500	5500	11,530/11,190				11,040/10,680		
				11,420/11,040				11,220/10,940		

3500 models

4500 models

5500 models

¹⁷When properly equipped. All weights given in pounds and rounded to the nearest 10 lb. Trailer Weight and Payload Rating are mutually exclusive. GAWRs, GVWRs and GCWRs should never be exceeded. The recommended tongue weight is determined by class hitch receiver and hardware limits of upfit.

¹⁸With AISIN AS56RC 6-speed automatic transmission.

©2025 FCA US LLC. All Rights Reserved. Ram and HEMI are registered trademarks of FCA US LLC.

¹Visit Mopar.com for complete details and a copy of the Powertrain Limited Warranty.

²Based on Class 3, 4 & 5 pickup-based conventional cab chassis and the latest available competitive information.

³Always look before proceeding. An electronic drive aid is not a substitute for conscientious driving. Always be aware of your surroundings.

⁴Always check entire surroundings visually before proceeding.

⁵This system is a driver's convenience system, not a substitute for active driver involvement. The driver must remain aware of traffic conditions and be prepared to use the brakes to avoid collisions.

⁶Traffic Sign Recognition is not a substitute for safe and attentive driving. Factors including weather and condition of the traffic sign can impact recognition and display of the sign. Always check traffic signs visually while driving.

⁷This system is an alert system for the front of the vehicle. It is not a substitute for active driver involvement. The driver must remain aware of traffic conditions and be prepared to use brakes to avoid collisions.

⁸Vehicle must be locked and system activated for alarm to sound.

⁹Check state and local laws regarding the use of remote start systems.

¹⁰This system is a driver's convenience system, not a substitute for active driver involvement. The driver must remain aware of traffic conditions and maintain control of the vehicle.

¹¹Vehicle must be enrolled with Ram Connect, be in an active and usable cellular range, and have an active subscription.

¹²3-month/3GB trial included with the purchase or lease of a new vehicle. Upon earlier of expiration of the trial period or usage of included 3 GBs, trial ends. Purchase of a subscription is required to continue service. Wi-Fi® Hotspot available through third-party provider subscription and subject to provider terms and conditions. Requires eligible vehicle with internet-enabled mobile device (Contact dealer for details). Wi-Fi® hotspot functionality available in U.S. & Canada only. Coverage and service not available everywhere. This feature is not intended for use by the driver while the vehicle is in motion. Always drive carefully.

¹³Requires compatible iPhone®. Contact dealer for phone compatibility. Data plan rates apply. Vehicle user interface is a product of Apple®. Apple CarPlay is a trademark of Apple Inc. iPhone is a trademark of Apple Inc., registered in the U.S. and other countries. Apple terms of use and privacy statements apply.

¹⁴To wirelessly use Android Auto on your display, you need a compatible Android smartphone with an active data plan. You can check which smartphones are compatible at g.co/androidauto/requirements. Google, Android, Android Auto and Google Maps are trademarks of Google LLC.

¹⁵Vehicle must be properly equipped with a Uconnect 5 NAV system. Requires a Wi-Fi® hotspot data plan and linked Amazon account to run Alexa in the vehicle.

¹⁶All SiriusXM services require a subscription, sold separately by SiriusXM after the trial period. Your SiriusXM service will automatically stop at the end of your trial unless you decide to subscribe. If you decide to continue service after the trial, the subscription plan chosen will automatically renew and be charged according to your chosen payment method at the then-current rates. Fees and taxes apply. See the SiriusXM Customer Agreement & Privacy Policy at www.siriusxm.com (link to https://www.siriusxm.com) for full terms and how to cancel, which includes online methods or calling 1-866-635-2349. Available in the 48 contiguous United States, D.C., and Puerto Rico (with coverage limits and capable receiver). Visit www.siriusxm.com/FAQS (link to https://www.siriusxm.com/FAQS) for most current service area information. Availability of some services and features is subject to device capabilities and location restrictions. All fees, content and features are subject to change. SiriusXM, Pandora and all related logos are trademarks of SiriusXM Radio Inc. and its respective subsidiaries. SiriusXM with 360L is only available on select vehicles. Certain features and/or content may not be available unless an active data connection is enabled in the vehicle. Content varies by subscription plan. Features and display may vary by vehicle.